

# STUDENT EXPERIMENT KIT SYSTEM ELECTRICITY AND MAGNETISM



## > CONTENTS:

- 1 Set of Experiment Leads
- 1 Bar Magnet, 65x16x5 mm approx.
- 1 Horseshoe Magnet, ALNICO, flat
- 1 Resistor Board
- 1 Transformer Core, 20x20 mm
- 1 Tightening Screw
- 1 Coil, 200/400/600 windings
- 1 Coil, 400/400/800 windings
- 2 Current Branches (plug-in components)
- 1 Potentiometer, 100  $\Omega$  (plug-in component)
- 1 Switch (plug-in component)
- 1 Capacitor, 4700  $\mu\text{F}$  (plug-in component)
- 1 Capacitor, 10  $\mu\text{F}$  (plug-in component)
- 1 Resistor, 33  $\Omega$  (plug-in component)
- 1 Resistor, 47  $\Omega$  (plug-in component)
- 1 Resistor, 1 k $\Omega$  (plug-in component)
- 1 NTC-resistor, 100  $\Omega$  (plug-in component)
- 2 Lamp Sockets, E10 (plug-in components)
- 1 Storage Box with 1 Set of Threads with Washer, 2 Threaded Bushes, 2 Threaded Pins, 2 Paper Clips, 2 Aluminium Electrodes, constantan wire
- 50 g of Iron Filings
- 50 m of Chrome/Nickel Wire, 0.2 mm
- 50 m of Iron Wire, 0.2 mm
- 1 Tea Candle

Set of equipment for carrying out 41 student experiments on electricity and magnetism. In a tough plastic box containing a foam insert with cut-outs for the equipment and featuring a transparent lid. Includes CD with experiment instructions. The experiments are set up and performed in a space saving fashion but are still clearly laid out on the SEK base plate (1000789).  
1008532

### SEK Power Supply

AC/DC power supply for SEK electricity and magnetism kit (1008532).

- Voltage limitation to 25 V AC and 60 V DC
  - Safety transformer conforming to EN 61558-2-6
  - Safe isolation between power supply and output circuits
- Voltages: 1.5/ 3.0/ 4.5/ 6.0 V AC/DC

SEK Power Supply (230 V, 50/60 Hz) 1021686

or

SEK Power Supply (115 V, 50/60 Hz) 1021687



> CD-ROM CONTAINING ALL DIFFERENT SETS OF INSTRUCTIONS IS INCLUDED!


## INCLUDES 41 EXPERIMENTS ON THE SUBJECT OF ELECTRICITY AND MAGNETISM:

- Closed circuits
- Conductors and insulators
- Circuits with no branches
- Circuits with branches
- Current in a circuit with no branches
- Current in a circuit with branches
- Initial voltage and terminal voltages
- Voltage in a circuit with no branches
- Voltage in a circuit with branches
- Voltage dividers
- Ohm's law
- Temperature dependence of a resistor (iron wire)
- Current-voltage diagram for a light bulb
- Current-voltage diagram for a thermistor
- Law of resistance
- Resistance in a circuit with no branches
- Resistance in a circuit with branches
- Resistance and voltage in a circuit with no branches
- Resistance and current in a circuit with branches
- Voltage dividers with and without a load
- Voltage-time diagram for charging and discharging of a capacitor
- Current-time diagram for charging and discharging of a capacitor
- Relationship between charge and voltage
- Capacitor in the DC and AC circuit (response)
- Test bodies in a magnetic field
- Magnetic poles
- Magnetic field of a horseshoe magnet and a bar magnet
- Magnetic dipoles
- A coil used as a magnet
- Forces in the magnetic field of a coil
- Induction due to relative motion
- Induction due to changes in magnetic field
- Induction law
- Ohmic resistance in AC and DC circuits
- Capacitors in AC and DC circuits (resistance)
- Coils in AC and DC circuits
- How a transformer works
- Voltage and number of windings for a transformer with no load
- Transformer under load
- Transformer under heavy load
- Thermoelectricity


### Equipment Electricity:

- 1008532 SEK Electricity and Magnetism
- 1000789 SEK Base Plate
- 1013526 Analogue Multimeter ESCOLA 30
- 1021686 SEK Power Supply (230 V, 50/60 Hz)
- or
- 1021687 SEK Power Supply (115 V, 50/60 Hz)

PLEASE ASK FOR QUANTITY DISCOUNTS ON CLASS SETS OF 8 PIECES OR MORE.



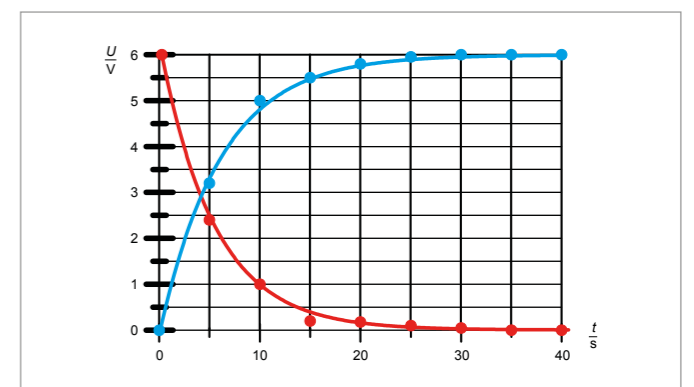
Electric current in circuits with no branches



Laws of resistance



Charging and discharging of a capacitor (voltage)



Capacitor: charging (blue) and discharging (red)