

STUDENT EXPERIMENT KIT SYSTEM ELECTRONICS



> CONTENTS:

- 1 Set of 10 Jumpers
- 1 Resistor 100 Ω , 2W
- 1 Resistor 470 Ω , 2 W
- 1 Resistor 1 k Ω , 2 W
- 1 Resistor 4.7 k Ω
- 1 Resistor 10 k Ω , 0.5 W
- 1 Resistor 47 k Ω , 0.5 W
- 1 Electrolytic Capacitor 100 μ F, 35 V
- 1 Electrolytic Capacitor 470 μ F, 16 V
- 1 E 10 Socket, socket upward facing
- 1 Set of 10 bulbs, 12 V; 100 mA
- 1 Set of 10 bulbs, 4 V; 40 mA
- 1 Single-Pole Rocker Switch
- 1 Single-Pole Push-Button Switches, normally open
- 1 Single-Pole Push-Button Switches, normally closed
- 4 Si-Diodes 1N 4007
- 1 Ge-Diode
- 1 Zener Diode ZPD 6.2
- 1 LED green
- 1 LED, red
- 1 LDR 05 Photoresistor
- 1 NTC Thermistor 2.2 k Ω
- 1 PTC Thermistor 100 Ω
- 1 Potentiometer 220 Ω , 3 W
- 1 NPN Transistor BD 137
- 1 PNP Transistor BD 138
- 1 BF 244 Field Effect Transistor
- 1 TYN 1012 Thyristor
- 1 Single-Pole Change-Over Switch
- 1 Set of Earpiece Headphones

Set of apparatus for carrying out 11 fundamental student experiments on electronics. Stored in a tough Gragnell tray with foam inlay featuring recesses moulded to the shape of the apparatus and covered by a transparent lid. Circuits are assembled using components in plug-in housings plugged into a plug-in board. Power is supplied via an external power supply. Includes a CD with instructions for the experiments.
P-1021672


INCLUDES INSTRUCTIONS FOR 11 EXPERIMENTS ON ELECTRONICS:

- Characteristic of an LED
- Characteristic of a zener diode
- Check how current flows through a transistor
- Characteristics of a transistor
- LDR photoresistor (light dependent resistor)
- Thyristors in DC circuits
- Temperature response of NTC and PTC thermistors
- Delayed switching processes
- Characteristics of a field effect transistor
- Check for mains hum


EQUIPMENT ELECTRONICS:

- 1021672 SEK - Electronics
- 1012902 Plug-in Board for Components
- 1021091 AC/DC Power Supply, 0 - 12 V, 3 A (230 V; 50/60 Hz)
- or
- 1021092 AC/DC Power Supply, 0 - 12 V, 3 A (115 V; 50/60 Hz)
- 1013526 Analog Multimeter 30 (2x)
- 1002840 Set of 15 Experiment Leads, 75 cm


> CD-ROM CONTAINING ALL DIFFERENT SETS OF INSTRUCTIONS IS INCLUDED!



Characteristic of a zener diode



Check how current flows through a transistor



Thyristors in DC circuits

PLEASE ASK FOR QUANTITY DISCOUNTS ON CLASS SETS OF 8 PIECES OR MORE.